

St Mary's Catholic Primary School – Science Curriculum Progression

Science Intent

We want children to respect our beautiful world and to view things with awe and wonder.

A high-quality science education provides the foundations for understanding the world through the specific disciplines of biology, chemistry and physics. Science has changed our lives and is vital to the world's future prosperity, and all pupils should be taught essential aspects of the knowledge, methods, processes and uses of science. Through building up a body of key foundational knowledge and concepts, our children should be encouraged to recognise the power of rational explanation and develop a sense of excitement and curiosity about natural phenomena. We want children to be encouraged to understand how science can be used to explain what is occurring, predict how things will behave, and analyse causes.




EYFS –see Development Matters 2023 for detailed examples of how to support learning in EYFS








Understanding the world involves guiding children to make sense of their physical world and their community. The frequency and range of children's personal experiences increases their knowledge and sense of the world around them – from visiting parks, libraries and museums to meeting important members of society such as police officers, nurses and firefighters. In addition, listening to a broad selection of stories, non-fiction, rhymes and poems will foster their understanding of our culturally, socially, technologically and ecologically diverse world. As well as building important knowledge, this extends their familiarity with words that support understanding across domains. Enriching and widening children's vocabulary will support later reading comprehension.





0-3 YEARS

3-4 YEARS

RECEPTION

-  Explore materials with different properties.
-  Explore natural materials, indoors and outside.
-  Explore and respond to different natural phenomena in their setting and on trips(awe and wonder)

-  Use all their senses in hands on exploration of natural materials.
-  Explore collections of materials with similar and/or different properties.
-  Talk about what they see, using a wide vocabulary.
-  Explore how things work.
-  Plant seeds and care for growing plants. Understand the key features of the life cycle of a plant and an animal.
-  Begin to understand the need to respect and care for the natural environment and all living things.
-  Explore and talk about different forces they can feel.

-  ELG: The Natural World Children at the expected level of development will:
-  Explore the natural world around them, making observations and drawing pictures of animals and plants;
-  Know some similarities and differences between the natural world around them and contrasting environments, drawing on their experiences and what has been read in class;
-  Understand some important processes and changes in the natural world around them, including the seasons and changing states of matter.

Area of Study

Year 1

Year 2

Year 3

Year 4

Year 5

Year 6

National Curriculum. Pupils should be taught to:
During years 1 and 2, pupils should be taught to use the following practical scientific methods, processes and skills through the teaching of the programme of study content:

- asking simple questions and recognising that they can be answered in different ways
- observing closely, using simple equipment
- performing simple tests
- identifying and classifying
- using their observations and ideas to suggest answers to questions
- gathering and recording data to help in answering questions.

National Curriculum. Pupils should be taught to:
During years 3 and 4, pupils should be taught to use the following practical scientific methods, processes and skills through the teaching of the programme of study content:

- asking relevant questions and using different types of scientific enquiries to answer them
- setting up simple practical enquiries, comparative and fair tests
- making systematic and careful observations and, where appropriate, taking accurate measurements using standard units, using a range of equipment, including thermometers and data loggers
- gathering, recording, classifying and presenting data in a variety of ways to help in answering questions
- recording findings using simple scientific language, drawings, labelled diagrams, keys, bar charts, and tables
- reporting on findings from enquiries, including oral and written explanations, displays or presentations of results and conclusions
- using results to draw simple conclusions, make predictions for new values, suggest improvements

National Curriculum. Pupils should be taught to:
During years 5 and 6, pupils should be taught to use the following practical scientific methods, processes and skills through the teaching of the programme of study content:

- planning different types of scientific enquiries to answer questions, including recognising and controlling variables where necessary
- taking measurements, using a range of scientific equipment, with increasing accuracy and precision, taking repeat readings when appropriate
- recording data and results of increasing complexity using scientific diagrams and labels, classification keys, tables, scatter graphs, bar and line graphs
- using test results to make predictions to set up further comparative and fair tests
- reporting and presenting findings from enquiries, including conclusions, causal relationships and explanations of and degree of trust in results, in oral and written forms such as displays and other presentations
- identifying scientific evidence that has been used to support or refute ideas or arguments.

			<p>and raise further questions</p> <ul style="list-style-type: none"> - identifying differences, similarities or changes related to simple scientific ideas and processes - using straightforward scientific evidence to answer questions or to support their findings. 			
Asking and answering questions	Use everyday language/begin to use simple scientific words to ask or answer a scientific question.	Suggest ideas, ask simple questions and know that they can be answered/investigated in different ways including simple secondary sources, such as books and video clips.	Use ideas to pose questions, independently, about the world around them.	Suggest relevant questions and know that they could be answered in a variety of ways, including using secondary sources such as ICT. Answer questions using straight forward scientific evidence.	Raise different types of scientific questions, and hypotheses.	Pose/select the most appropriate line of enquiry to investigate scientific questions.
Making predictions	Begin to say what might happen in an investigation.	Begin to make predictions.	Make predictions and begin to give a reason.	Make predictions and give a reason using simple scientific vocabulary.	Make predictions and give a reason using scientific vocabulary.	Make predictions and give a reason using scientific vocabulary. Base predictions on findings from previous investigations.
Making observations	Observe objects, materials and living things and describe what they see.	Observe something closely and describe changes over time.	Make decisions about what to observe during an investigation.	Make systematic and careful observations.	Plan and carry out comparative and fair tests, making systematic and careful observations.	Make their own decisions about which observations to make, using test results and observations to make predictions or set up further comparative or fair tests.
Equipment and measurements	Use simple, nonstandard equipment and measurements in a practical task.	Use simple equipment, such as hand lenses or egg timers to take measurements, make observations and carry out simple tests.	Take accurate measurements using standard units.	Take accurate measurements using standard units and a range of equipment, including thermometers and data loggers.	Take measurements using a range of scientific equipment with increasing accuracy and precision.	Choose the most appropriate equipment in order to take measurements, explaining how to use it accurately. Decide how long to take measurements for, checking results with additional readings.
Identifying and classifying	Sort and group objects, materials and living things, with help, according to simple observational features.	Decide, with help, how to group materials, living things and objects, noticing changes over time and beginning to see patterns.	Talk about criteria for grouping, sorting and categorising, beginning to see patterns and relationships.	Identify similarities/differences/changes when talking about scientific processes. Use and begin to create simple keys.	Use and develop keys to identify, classify and describe living things and materials.	Identify and explain patterns seen in the natural environment.
Engaging in practical enquiry (investigating)	Follow instructions to complete a simple test individually or in a group.	Do things in the correct order when performing a simple test and begin to recognize when something is unfair.	Discuss enquiry methods and describe a fair test	Make decisions about different enquiries, including recognising when a fair test is necessary and begin to identify variables.	Plan a range of science enquiries, including comparative and fair tests.	Select and plan the most suitable line of enquiry, explaining which variables need to be controlled and why, in a variety of comparative and fair tests.
Recording and reporting findings	Begin to record simple data. Talk about their findings and explain what they have found out.	Gather data, record and talk about their findings, in a range of ways, using simple scientific vocabulary.	Record their findings using scientific language and present in note form, writing frames, diagrams, tables and charts.	Choose appropriate ways to record and present information, findings and conclusions for different audiences (e.g. displays, oral or written explanations).	Record data and results of increasing complexity using scientific diagrams, labels, classification keys, tables, bar and line graphs and models.	Choose the most effective approach to record and report results, linking to mathematical knowledge.

Drawing conclusions	Explain, with help, what they think they have found out.	Use simple scientific language to explain what they have found out.	Draw, with help, a simple conclusion based on evidence from an enquiry or observation.	Use recorded data to make predictions, pose new questions and suggest improvements for further enquiries.	Use a simple mode of communication to justify their conclusions on a hypothesis. Begin to recognise how scientific ideas change over time	Identify validity of conclusion and required improvement to methodology. Discuss how scientific ideas develop over time.
Analysing data Evaluating and raising further questions and predictions	Use every day or simple scientific language to ask and/or answer a question on given data.	Identify simple patterns and/or relationships using simple comparative language.	Gather, record and use data in a variety of ways to answer a simple question.	Identify, with help, changes, patterns, similarities and differences in data to help form conclusions. Use scientific evidence to support their findings.	Use relevant scientific language and illustrations to discuss, communicate and justify their scientific ideas.	Identify and explain causal relationships in data and identify evidence that supports or refutes their findings, selecting fact from opinion.

Working Scientifically Key Vocabulary

	experience observe changes patterns grouping sorting classifying compare identify (name) data measure record equipment questions test investigate explore magnifying glass / hand lens same different	develop enquiry practical enquiry fair test comparative test relationships conclusion accurate thermometer data logger estimate data diagram key (identifying) table chart bar chart results predictions explanation reason similarity difference question evidence information findings criteria values properties characteristics	variables evidence justify accuracy precision scatter graphs bar graphs line graphs argument (science) causal relationship
--	--	---	---